User Manual

KLQ-DVI-0108

1 to 8 DVI Spliiter with EDID management



Version: V2016.001

Contents

1. Production 3

2. Features 3

3. Specification 3

4. Packing 3

5. Panels 3

5.1 Front Panel 4

5.2 Back Panel 4

6. Operation 4

6.1 Connection Diagram 5

6.2 Indicators 5

6.3 EDID Management DIP switch 5

7. After Sales 5

7.1 Warranty Information 5

7.2 Warranty limitation and excptation 6

8. Version Information 6

1. Introduction

In a real application, users usually need to send one DVI signal to the display, meanwhile also need one more extra to monitor. So 1 to 8 DVI splitter comes to solve this issue. It supports 1 DVI/ HDMI input and 8 DVI/ HDMI outputs, the resolution can up to 1920*1200@ 60Hz, the maximum resolution can up to 4K with smart EDID management. Compatible with DVI1.0, the transmission distance can reach 15 meters

2. Features

- Supports 1 DVI input and 8 outputs
- Transmission distance can up to 15 meters DVI
- Supports 1920*1200@60Hz, the maximum can reach 4K2K
- Compatible with DVI1.0, HDCP protocol
- Smart EDID management function
- Visual LED indicators

3. Specification

Type	DVI-1*8
Input	1×DVI
Output	8×DVI
Protocol Standard	Support DVI1.0, HDCP, EDID management
Resolution	Support 1920*1200@ 60Hz, the maximum 4K2K
Bandwidth	330Mpbs
Distance	15 m
Dimension	440*154*44mm
Weight	2.2kg
Power Supply	AC 110V-240V 50/60Hz
Consumption	≤11W
Working Humidity	10%-90%
Temperature	-10℃-50℃
Storage	-20℃-75℃

4. Packing

SPL-DVI-0108E	1	Pcs
Power Cord	1	Pcs
Rack ear	1	Pair

5. Panels

5.1 Front Panel

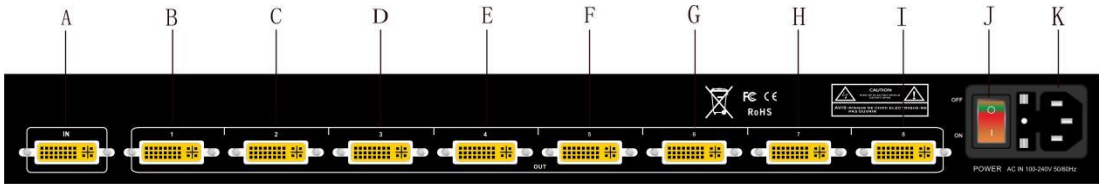

A: DVI Input port

B~I: Output ports 1 to 8

J: Power OFF/ON switch

K: AC100V-240V power supply

5.2 Back Panel



A: Power indicator

B: DVI input indicator

C~J: DVI output indicator 1~8

K: EDID management DIP switch

6. Operation diagram

6.1 Connection diagram



6.2 Indicators and EDID DIP



POWER: Lightning up when power on, off when power disconnected

IN: It will light up when has input source

OUT-1~8: When the output-1 ~8 connected to the display successfully and resend the signals back, it will light up.

EDID: EDID management DIP switch, users can dial the buttons accordingly the EDID map on the bottom side. Please check as below:

D1	D2	D3	D4	Explain
1	0	0	0	Outport1-EDID
1	0	0	1	Outport2-EDID
1	0	1	0	NULL
1	0	1	1	NULL
1	1	0	0	NULL
1	1	0	1	NULL
1	1	1	0	NULL
1	1	1	1	NULL
0	1	1	1	Write-EEPROM
0	0	0	0	EEPROM-EDID_OR_1080P/2.0
0	0	0	1	1080P/2.0
0	0	1	0	1080P/7.1
0	0	1	1	4K2K/2.0
0	1	0	0	1024x768/DVI
0	1	0	1	1920x1080/DVI
0	1	1	0	1920x1200/DVI



Dial to the number side as “0”, dial to the up side as “1”

The EDID map is on the bottom side of the equipment, showing as the left picture.

Example: If users need 1920×1200/DVI, then users only need to dial the DIP switch as “0110”

7. After-Sales

7.1 Warranty Information

The Company warrants that the process and materials of the product are not defective under normal use and service for 3 (3) years following the date of purchase from the Company or its authorized distributors.

If the product does not work within the guaranteed warranty period, the company will choose and pay for the repair of the defective product or component, the delivery of the equivalent product or component to the user for replacement of the defective item, or refund the payment which users have made.

The replaced product will become the property of the Company.

The replacement product could be new or repaired.

Whichever is longer, any replacement or repaired of the product or component is for a period of ninety (90) days or the remaining period of the initial warranty. The Company shall not be responsible for any software, firmware, information, or memory data contained in, stored in, or integrated with the product repaired by the customer's return, whether or not during the warranty period.

7.2 Warranty limitations and exceptions

Except above limited warranty, if the product is damaged by over usage, incorrectly use, ignore, accident, unusual physical pressure or voltage, unauthorized modification, alteration or services rendered by someone other than the Company or its authorized agent, the company will not have to bear additional obligations. Except using the product properly in the proper application or normal usage

8. Version Information

Description of version（Document number：SPL-DVI-0108E）

Date	Version number	**Description**
Dec 2016	V1.01.01	First version